



HEALTHY BOROUGH WITH STRONG COMMUNITIES OVERVIEW AND SCRUTINY COMMITTEE

Tuesday,
24 June 2008
10.00 a.m.

Council Chamber,
Council Offices,
Spennymoor

AGENDA and REPORTS



**This document is also available in other languages,
large print and audio format upon request**

العربية (Arabic)

إذا أردت المعلومات بلغة أخرى أو بطريقة أخرى، نرجو أن تطلب ذلك منا.

বাংলা (Bengali)

যদি আপনি এই ডকুমেন্ট অন্য ভাষায় বা ফরমেটে চান, তাহলে দয়া করে আমাদেরকে বলুন।

(中文 (繁體字)) (Cantonese)

如欲索取以另一語文印製或另一格式製作的資料，請與我們聯絡。

हिन्दी (Hindi)

यदि आपको सूचना किसी अन्य भाषा या अन्य रूप में चाहिये तो कृपया हमसे कहे

polski (Polish)

Jeżeli chcieliby Państwo uzyskać informacje w innym języku lub w innym formacie, prosimy dać nam znać.

ਪੰਜਾਬੀ (Punjabi)

ਜੇ ਇਹ ਜਾਣਕਾਰੀ ਤੁਹਾਨੂੰ ਕਿਸੇ ਹੋਰ ਭਾਸ਼ਾ ਵਿਚ ਜਾਂ ਕਿਸੇ ਹੋਰ ਰੂਪ ਵਿਚ ਚਾਹੀਦੀ, ਤਾਂ ਇਹ ਸਾਥੋਂ ਮੰਗ ਲਓ।

Español (Spanish)

Póngase en contacto con nosotros si desea recibir información en otro idioma o formato.

اردو (Urdu)

اگر آپ کو معلومات کسی دیگر زبان یا دیگر شکل میں درکار ہوں تو برائے مہربانی ہم سے پوچھئے۔

AGENDA

1. APOLOGIES

2. DECLARATIONS OF INTEREST

To notify the Chairman of any items that appear later in the agenda in which you may have an interest.

3. MINUTES

To confirm as a correct record the Minutes of the meeting held on 15th April 2008 (Pages 1 - 6)

4. CCTV ARRANGEMENTS WITHIN THE BOROUGH - PROGRESS UPDATE

Dennis Scarr, Head of Community Services, will attend the meeting to give a presentation to CCTV arrangements within the Borough – progress update.

5. PERFORMANCE UPDATE REPORT - QUARTER 4 2007/2008 (START APRIL 2007 - END MARCH 2008)

To consider the attached report (Pages 7 - 18)

6. WORK PROGRAMME

To consider the attached report of the Chairman of the Committee.
(Pages 19 - 22)

7. ANY OTHER ITEMS WHICH THE CHAIRMAN DECIDES ARE URGENT

Members are respectfully requested to give the Chief Executive notice of items they would wish to raise under the heading not later than 12 noon on the day preceding the meeting, in order that consultation may take place with the Chairman who will determine whether the item will be accepted.

**B. Allen
Chief Executive**

**Council Offices
SPENNYMOOR
16th June 2008**

Councillor J.E. Higgin (Chairman)
Councillor Mrs. P. Crathorne (Vice Chairman)

Councillors W.M. Blenkinsopp, Mrs. D. Bowman, J. Burton, Mrs. S. Haigh,
Mrs. H.J. Hutchinson, Ms. I. Jackson, Mrs. E.M. Paylor, K. Thompson, T. Ward and
Mrs E. M. Wood.

Tenant Representative: Mrs M. Thomson

ACCESS TO INFORMATION

Any person wishing to exercise the right of inspection etc. in relation to this agenda and associated papers should contact
Liz North, Tel 01388 816166 Ext 4237, enorth@sedgefield.gov.uk

This page is intentionally left blank

Item 3

SEDGEFIELD BOROUGH COUNCIL

HEALTHY BOROUGH WITH STRONG COMMUNITIES OVERVIEW AND SCRUTINY COMMITTEE

Council Chamber,
Council Offices,
Spennymoor

Tuesday,
15 April 2008

Time: 10.00 a.m.

Present: Councillor J.E. Higgin (Chairman) and

Councillors Mrs. P. Crathorne, Mrs. S. Haigh, Mrs. E.M. Paylor,
K. Thompson and T. Ward

Tenants Representative:

Mrs. M. Thomson

In

Attendance: Councillors G.C. Gray, and D.M. Hancock

Apologies: Councillors W.M. Blenkinsopp, Mrs. D. Bowman, J. Burton,
Mrs. H.J. Hutchinson and Mrs E. M. Wood

H&S.37/07 DECLARATIONS OF INTEREST

No declarations of interest were received.

H&S.38/07 MINUTES

The Minutes of the meeting held on the 26th February 2008 were confirmed as a correct record and signed by the Chairman.

H&S.39/07 OVERVIEW AND SCRUTINY REVIEW GROUP - STREETS SAFE REVIEW - PROGRESS UPDATE

Consideration was given to a report detailing progress to date on Cabinet's Response and Action Plan following consideration of its recommendations arising from the Streetsafe Review. (For copy see file of Minutes).

Helen Dent, Anti-Social Behaviour Co-ordinator, was present at the meeting to outline progress and respond to queries.

It was explained that in relation to the recommendations provided by the Review Group and the Action Plan that had subsequently been drawn up, each item had been completed.

Specific reference was made to Recommendation 6 dealing with progress on the development of the Customer Relations Management System to assist in developing local targets, which were consistent with national targets in order to measure success and effectiveness.

It was reported that the CRM system had gone live two weeks previously. The system was based on standards used by other agencies and would enable departments to have national recognised incident standards for anti-social behaviour. It would also allow all departments to have an overview of incidents.

It was noted that initially incidents may be higher however the recording system would be a true picture of what departments were recording. For example how many times individuals called into the Council, the nature of the incident and other relevant information.

Members were informed that all actions had been implemented and the review could now be signed off.

AGREED : That the Action Plan associated with the Overview and Scrutiny Review for Streetsafe be signed off as complete.

H&S.40/07 CHOICE BASED LETTINGS - SUB REGIONAL AND BOROUGH UPDATE

It was explained that Ian Brown, Head of Housing Management and Margaret Ferguson, Area Housing Manager, were present at the meeting to give an update in relation to Choice Based Lettings. (For copy see file of Minutes).

The Committee was given an outline on Choice Based Lettings scheme which had been set up in response to national policy. It was explained that the Committee had considered this item in September 2007 when it had been agreed that an update be given to the Committee in six months.

It was reported that since that time the situation had changed in that there was to be the creation of a new unitary local authority. That new Council would require a Single Housing Allocations Policy. A report would be submitted to Cabinet regarding options for delivery of the scheme.

The presentation outlined the main benefits of a Choice Based Letting Scheme which included aiding sustainable communities, satisfied tenants who were more likely to meet tenancy obligations and maintain property in good condition and allowing tenants choice of accommodation would reduce turnover in housing stock. Other benefits included potential savings from lower turnover and assisting in dealing with difficult to let properties and could also improve void re-let times.

It was, however, pointed out that the system did not increase supply of properties. In reality the scheme allowed the applicant to make an active decision on the properties they would bid for.

It was explained that most schemes were band based and applicants were categorised into one of five bands dependant a number of criteria. Details of the bands and the criteria within each were outlined.

The Committee was informed that the new choice based lettings policy would incorporate and refine existing measures from the current policy and in common with the existing policy it would be open to all applicants regardless of tenure or location. It was stressed that mobility within the Borough was generally low as were applications from outside the Borough.

Details were given of how properties would be advertised, how bids could be submitted and feedback which would be given to applicants.

It was also explained that the Council was part of a partnership across County Durham and details of the sub-regional framework were outlined together with details of partners on the Project Board and funding which had been obtained. A sub-regional Project Plan had been drawn up covering the development of a new Allocations Policy, consultation events, implementing new software system and considering implications.

During discussion of this item reference was made to bids for properties from people in other parts of the country and how consistency in banding across the country could be ensured. In response it was explained that each applicant goes through the same checks. Confirmation of medical points and other factors needed confirmation. Residents from the Borough were given ten points to reflect local residency. It was explained that there was a relatively small amount of applications for re-housing from outside the Borough transfer and a large influx from outside the area was not envisaged.

A query was raised regarding applications from people claiming to be in need of re-housing to receive support. It was explained that a criteria would be in place and checks would be made in relation to need.

Discussion was also held regarding Band D applications where people were considered adequately housed and the need to be able to actively manage stock, for example freeing up family housing where single people were in occupation.

A query was raised regarding re-assessment and whether this would be done on a regular basis. In response Members were informed that applicants were requested to inform of changes of circumstances. It was pointed out that it was an offence to misrepresent in application form and possession of the property could be sought if allocated incorrectly.

AGREED : That the information be received.

H&S.41/07 HOUSING DEPARTMENT SERVICE IMPROVEMENT PLAN

Consideration was given to a report of the Director of Housing to provide an update on the progress of the Service Improvement Plan. (For copy see file of Minutes).

The Committees attention was drawn to Service Improvement and the progress made.

It was explained that the Service Improvement Plan had been developed in response to the no vote in respect of LSVT in 2005. Members were informed of developments that had taken place since the ballot, which had impacted on the Service Improvement Plan.

The Council had sought and implemented a partnering arrangement for construction services and was seeking a positive result from a tenants ballot on stock transfer.

Both of those events had significantly affected the Service Improvement Plan, not only in terms of resources but their impact on detail within the Plan. In particular, reference was made to the implementation of handheld computers in the area of repairs and maintenance. Partnering arrangements in place meant that service delivery was within the control of Mears and the introduction of technological advances was for them to determine.

Specific reference was made to the implementation of the Construction Industry Training Boards Construction Skills Card Scheme throughout the craft workforce together with relevant white collar staff and the development of a comprehensive training plan. It was noted that a complete review of door-to-door rent collection service and methods for making payments had been undertaken, as well as a review of standards across all areas of the service to address issues such as equality and diversity.

A detailed programme of work to achieve Decent Homes Standards and Asset Management Plan had been developed, together with the Medium Term Capital Works Programme beyond 2010 and an outline programme for beyond 2015.

AGREED : That the Committee was satisfied with progress achieved on the Service Improvement Plan.

H&S.42/07 CCTV ARRANGEMENTS WITHIN THE BOROUGH - PROGRESS UPDATE

It was explained that consideration of this item was to be deferred to the next meeting of the Committee.

AGREED: That the information be received.

H&S.43/07 DURHAM COUNTY COUNCIL HEALTH SCRUTINY SUB COMMITTEE

Consideration was given to the Minutes of the meeting held on 7th January 2008. (For copy see file of Minutes).

AGREED : That the Minutes be received.

H&S.44/07 WORK PROGRAMME

Consideration was given to the Work Programme for the Healthy Borough with Strong Communities Overview and Scrutiny Committee. (For copy see file of Minutes).

The Committee was reminded that nominations had been requested for membership to form review groups to undertake the State of the Borough Review.

AGREED : That the Work Programme be approved subject to the inclusion of the following item which had been deferred to the Committee's next meeting.

- CCTV arrangements within the Borough – progress update.

ACCESS TO INFORMATION

Any person wishing to exercise the right of inspection, etc., in relation to these Minutes and associated papers should contact Liz North, Tel 01388 816166 Ext 4237, enorth@sedgefield.gov.uk

This page is intentionally left blank

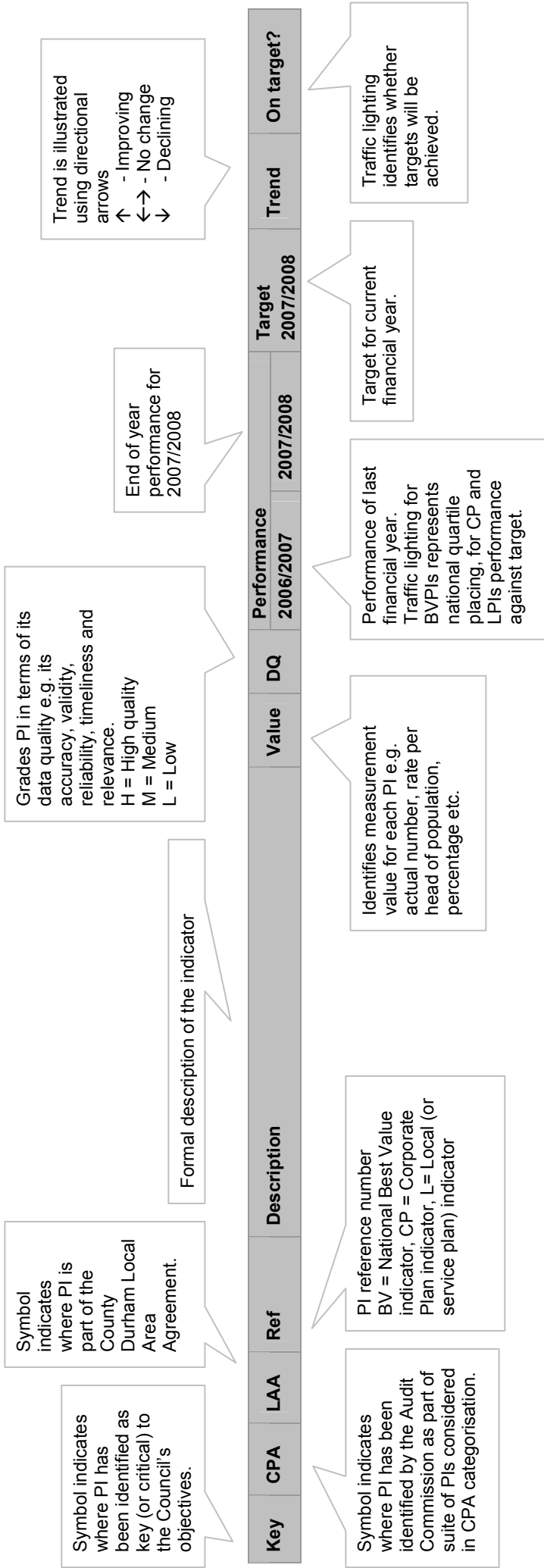


**HEALTHY WITH STRONG COMMUNITIES
PERFORMANCE UPDATE REPORT
OVERVIEW AND SCRUTINY
QUARTER 4 2007/2008 (START APRIL 2007 - END MARCH 2008)**

Strategy and Regeneration
Chief Executive's Department
Sedgefield Borough Council
(01388) 816166
www.sedgefield.gov.uk
Contact: pstephens@sedgefield.gov.uk



COLUMNS OF THIS REPORT EXPLAINED



SUMMARY

Purpose of this report

This is the final bi-quarterly report against the Corporate Plan's Healthy Borough and Strong Communities Delivery Plans, covering the period from the 01 April 2007 to 31 March 2008. Healthy Borough and Strong Communities Strategic Working Group will also receive this report. Management Team and Cabinet will receive a composite report covering all ambitions and corporate governance.

The report provides data on 20 Healthy and 29 Strong performance indicators. 11 performance indicators are key to the Council's aims and objectives. 9 are used in the performance assessment element of Comprehensive Performance Assessment. 7 indicators are monitored through the Local Area Agreement.

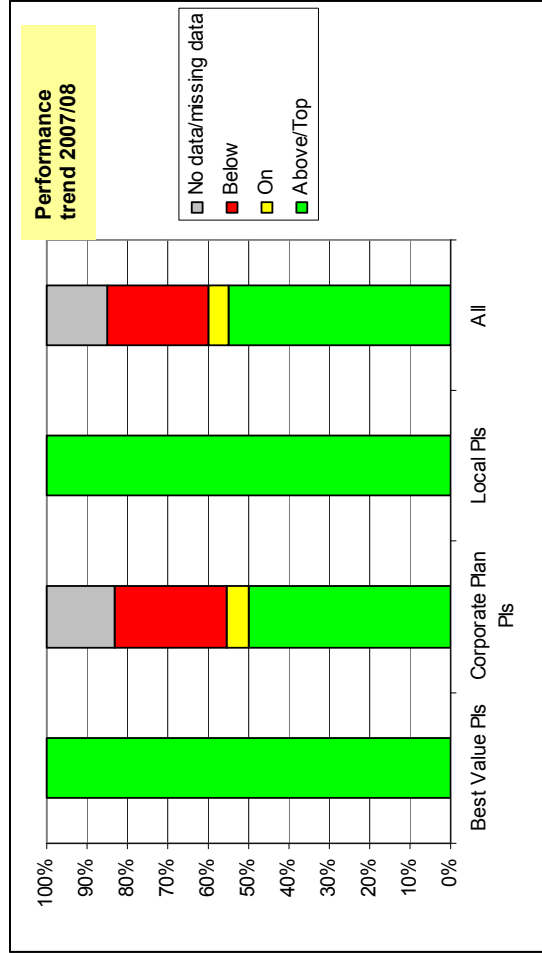
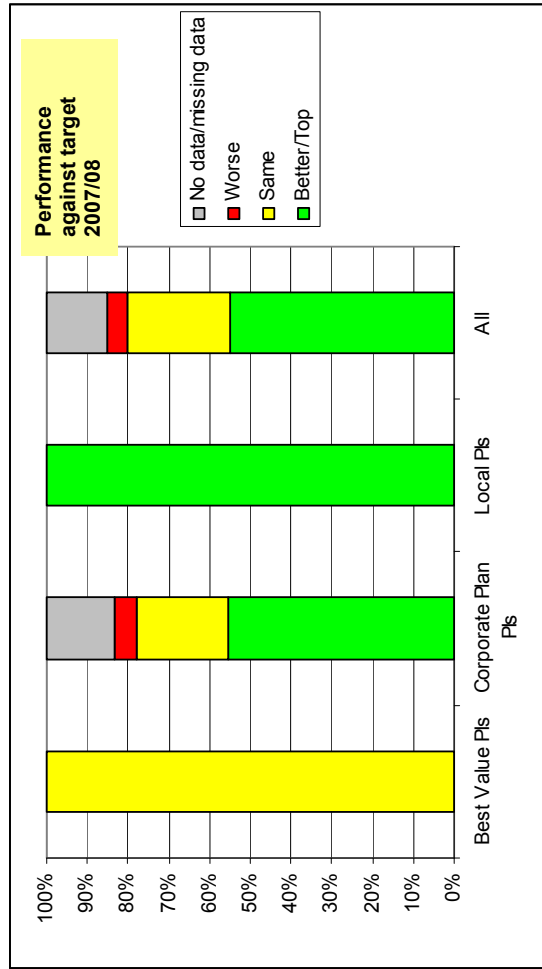
Whilst providing a full summary of progress to date, this is essentially an exception report, drawing attention to where performance is off target to promote discussion and action.

HEALTHY BOROUGH

2007/08 performance

Of 20 indicators, 11 have demonstrated improved performance against 2006/2007 actual outturns, 4 have performed at the same level and 1 has performed at a worse level. 11 indicators have achieved the 2007/2008 targets and 5 were off target. Narrative for the 'exception indicators' is included in the table overleaf.

Indicator type	Total No.	QUARTILE			TREND				TARGET			
		Top	Average		Better/Top	Same	Worse	No data/missing data	Above/Top	On	Below	No data/missing data
			Below	Above								
Best Value PIs	1	0	0	0	0	1	0	0	1	0	0	0
Corporate Plan PIs	18	Not applicable			10	4	1	3	9	1	5	3
Local PIs	1	Not applicable			1	0	0	0	1	0	0	0
All	20	0	0	0	11	5	1	3	11	1	5	3



HEALTHY BOROUGH PI TABLE

Key	CPA	LAA	Ref	Description	Value	DQ	Performance		Target 2007/2008	Trend	On target?
							2006/2007	2007/2008			
Objective: Improved public health											
	<input checked="" type="checkbox"/>		BV166 (a)	Score against a checklist of enforcement best practice for Environmental Health trading standards	%	H	70%	70%	70%	↔	Yes
	<input checked="" type="checkbox"/>		CPH03	Percentage of population participating in 30 minutes of moderate exercise 3 times per week	%	L	16.90%	16.90%	17%	↔	No
Explanation: - Performing 0.1% under target. We are working in partnership with the Primary Care Trust, School Sports Coordinators, and the Sporting Hub to deliver a CIF programme which involves three projects to address this slight imbalance.											
	<input checked="" type="checkbox"/>		CPH04	Percentage of high risk food premises inspections that should and were carried out	%	H	98%	99%	100%	↑	No
			CPH05	Pest Control - Percentage of pest control complaints responded to within 3 days	%	H	90%	95%	92%	↑	Yes
	<input checked="" type="checkbox"/>		CPH06	General PH- Percentage of general public health complaints responded to within 3 days	%	H	95%	97%	92%	↑	Yes
			CPH07	Air Pollution- the number of authorised premises inspected within the year	%	H	92%	100%	100%	↑	Yes
			CPH16	Representative facility use by young people under 16	%	M	23.6%	29.51%	25%	↑	Yes
	<input checked="" type="checkbox"/>		CPH17	Representative facility use by people from the most disadvantaged socio-economic groups	%	M	N/A	16.37%	TBE	N/A	N/A
Explanation: - Target not set because baseline is to be established.											
	<input checked="" type="checkbox"/>		CPH18	Representative facility use by people aged over 60	%	M	9.90%	9.78%	10%	↓	No
			CPH19	Representative facility use by people from black and ethnic minorities	%	M	0.42%	1.30%	0.8%	↑	Yes
			CPH20	Proportion of facility use by disabled people aged under 60 years	%	M	1.11%	2.59%	2%	↑	Yes
			CPH21	Percentage of population volunteering in sport and active recreation for at least one hour per week	%	M	5.50%	5.50%	5.56%	↔	No

N/A Not available TBE To be established

Key	CPA	LAA	Ref	Description	Value	DQ	Performance		Target	Trend	On target?
							2006/2007	2007/2008			
				Explanation: - Performing 0.06% under target. The recent appointment of a Club and Volunteer Development Officer will have a significant impact on this PI in the future.							
			CPH22	Percentage of population that is within 20 minutes travel time (urban areas – by walk – rural areas – by car) of a range of three different facility types, of which one has achieved a quality assured standard	%	H	27.7%	27.70%	35%	↔	No
				Explanation: - Performing 7.3% under target. Newton Aycliffe Leisure Centre (NALC) assessment delayed due to internal issues at Quest. NALC is now scheduled to be assessed in June 2008.							
			CPH23	Percentage of population that are within 15 minutes walking time from a NPFA accredited playground	%	H	79%	79%	70%	↔	Yes
			CPH25	Percentage of 5-16 year olds engaged in 2 hours a week minimum on high quality PE and school sport within and beyond the curriculum	%	H	72%	85%	85%	↑	Yes
			CPH26	Subsidy per visit (leisure centres)	£	H	£6.27	*	TBE	N/A	N/A
			LPI40	Representative Facility Use by Young Women 11-19	%	L	1.90%	4.10%	3%	↑	Yes
Objective: Increased independent living											
<input checked="" type="checkbox"/>			CPH30	Adults with physical disabilities helped to live at home per 1,000 population aged 18-64 (PAF C29)	Per 1,000	H	7.9	8.6	5.4	↑	Yes
<input checked="" type="checkbox"/>			CPH31	Older people helped to live at home per 1,000 population aged 65 and over (PAF C32)	Per 1,000	H	116.5	117.4	90.5	↑	Yes
			CPH 32	Percentage of users satisfied with leisure programmes	%	L	N/A	89.66%	TBE	N/A	N/A
				Explanation: - Target not set because baseline is to be established.							

N/A Not available TBE To be established

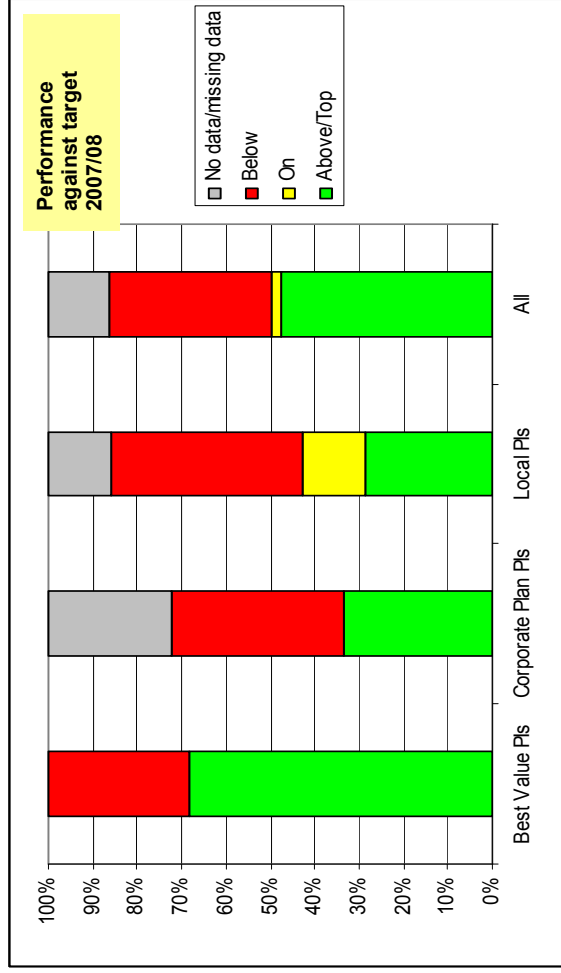
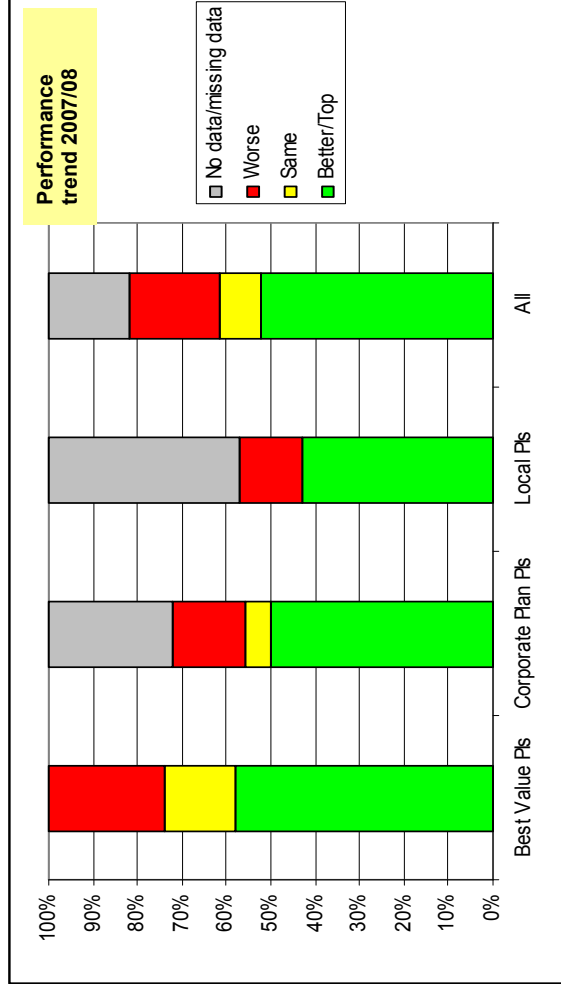
* Figure was not available at the time this report was produced and will be available after close of accounts.

STRONG COMMUNITIES

2007/08 Performance

Of 29 indicators, 23 have demonstrated improved performance against 2006/2007 actual outturns, 4 are performing at the same level and 8 are performing at a worse level. 21 indicators have performed above 2007/2008 targets and 13 are under target. Narrative for the 'exception indicators' is included in the performance indicator table overleaf.

Indicator type	Total No.	QUARTILE				TREND				TARGET			
		Top		Bottom		Better/Top	Same	Worse	No data/missing data	Above/Top	On	Below	No data/missing data
		Average	Above Below	Average	Below								
Best Value PIs	19	10	3	2	2	11	3	5	0	13	0	6	0
Corporate Plan PIs	18	Not applicable				9	1	3	5	6	0	7	5
Local PIs	7	Not applicable				3	0	1	3	2	1	3	1
All	29	10	3	2	2	23	4	9	8	21	1	16	6



STRONG COMMUNITIES PI TABLE

Key	CPA	LAA	Ref	Description	Value	DQ	Performance		Target	Trend	On target?
							2006/2007	2007/2008			
Objective: Quality, affordable and sustainable housing											
	<input checked="" type="checkbox"/>		BV063	Energy efficiency: The average Standard Assessment Procedure rating of local authority owned dwellings	H		71	74	71	↑	Yes
			BV064	Number of non-local authority-owned vacant dwellings returned to occupation or demolished during the financial year	H		0	0	26	↔	No
				Explanation: - Performing 26 properties below target. Demolition contract approval now received, in the process of disconnection of utilities, asbestos surveys and bat risk assessment to be completed prior to demolition works.							
	<input checked="" type="checkbox"/>		BV066 (a)	Proportion of rent collected	H	%	98.84%	99.09%	98.80%	↑	Yes
			BV066 (b)	Number of local authority tenants with more than seven weeks rent arrears as a percentage of the total number of council tenants	H	%	3.89%	3.32%	4%	↑	Yes
			BV066 (c)	Percentage of local authority tenants in arrears who have had Notices Seeking Possession served	H	%	19.90%	20.13%	13%	↓	No
				Explanation: - Performing 7.13% under target. Significant focus on tackling rent arrears has resulted in an overall reduction of 10% and a collection rate of 99.09%.							
			BV066 (d)	Percentage of local authority tenants evicted as a result of rent arrears	H	%	0.10%	0.15%	0.20%	↓	Yes
	<input checked="" type="checkbox"/>		BV183 (b)	Average length of stay in hostel accommodation of households that are unintentionally homeless and in priority need	H	Weeks	0	0	0	↑	Yes
			BV184 (a)	Proportion of local authority dwellings which were non-decent at the start of the financial year	H	%	42%	38%	23%	↑	No
<input checked="" type="checkbox"/>	<input checked="" type="checkbox"/>	<input checked="" type="checkbox"/>	BV184 (b)	Percentage change in the proportion of non-decent dwellings between the start and the end of the financial year	H	%	+12%	-40%	+65%	↓	No
				Explanation: - The Council fell short of meeting its target this year, but the Capital Programme now only targets Decent Homes works and the recent strategic partnership with Mears ensures we are still on target to achieve Decent Homes by the target date of 31st December 2010.							

STRONG COMMUNITIES PI TABLE

Key	CPA	LAA	Ref	Description	Value	DQ	Performance		Target	Trend	On target?
							2006/2007	2007/2008			
Objective: Quality, affordable and sustainable housing											
			BV202	Number of people sleeping rough on a single night within the area of the authority	No.	M	0	0	0	↑	Yes
	☑		BV212	Average time taken to re-let local authority housing	Days	H	30	41	30	↓	No
				Explanation: - Performing 11 days under target. The department has successfully let some long term voids in Sheltered housing schemes which has impacted on this indicator and has resulted in the target not being achieved. Examples of properties and days void which have been let include 1 No at Dean Bank Grange 883 days, 3 No at Thurlow Grange 736, 519 and 505 days, 1 No at Cleves Cross Grange 624 days.							
		☑	BV213	Number of households who considered themselves as homeless, for whom housing advice casework intervention resolved their situation	No.	H	7	8	4	↑	Yes
			BV225	Score against a checklist for actions against domestic violence	%		82%	82%	100%	↔	No
				Explanation: - Performing 18% under target. The actions identified within the checklist are from national priorities, achievements have been made in relation to a number of actions including the establishment of a Domestic Violence Forum and development of an education pack.							
			CPS01	Percentage of clients satisfied with HIA service	%	L	100%	100%	87%	↑	Yes
			CPS04	Percentage of incidents of serious anti-social behaviour responded to within 3 working days	%	H	99.05%	100%	100%	↑	Yes
		☑	CPS06	% Urgent repairs completed within Government time limits	%	H	96%	89%	97%	↓	No
				Explanation: - Performing 8% under target. The partnering arrangements with Mears commenced on 11 February and the period through to 31st March has been part of a transitional and mobilisation period of developing and testing IT communications and that new procedures are continually being embedded.							
			CPS07	Satisfaction with Gas Servicing	%	L	92%	92.3%	93%	↑	No
			CPS08	Satisfaction with condition of new let properties	%	M	80%	78%	88%	↓	No
				Explanation: - Performing 10% under target. Currently going through a transitional period following a Partnering Contract with Mears.							
			CPS10	Proportion of private sector vacant dwellings (which have been empty over six months as at 1st April) that are returned to use during the financial year with Council involvement	%	H	0%	0%	10%	↔	No
				Explanation: - Performing 10% under target. Work is underway on a Group Repair Scheme that will bring 6 empty properties back into use, however this will not be completed until the end of June 2008 and therefore has influenced the performance throughout 2008/09.							

STRONG COMMUNITIES PI TABLE

Key	CPA	LAA	Ref	Description	Value	DQ	Performance		Target	Trend	On target?
							2006/2007	2007/2008			
Objective: Quality, affordable and sustainable housing											
<input checked="" type="checkbox"/>		<input checked="" type="checkbox"/>	CPS11	Percentage of vulnerable private sector housing in the borough that meets Decency Standard	%	H	58.4%	N/A	65%	N/A	N/A
				Explanation: - A robust baseline for this indicator has not yet been established as the information can only be provided through the completion of a Private Sector Stock Condition Survey for the Borough. This has been previously highlighted with the Durham Housing Neighbourhood Partnership Board, but it is likely that any future survey would be commissioned collectively across the sub region rather than for Sedgfield alone. However, this remains a key issue for housing policy.							
			CPS12	Affordable housing index (average price for semi and terraced housing/average males earnings) - Male	No.	H	4.41	5.71	N/A	N/A	N/A
			CPS13	Number of homeless applications	No.	H	238	26	350	↑	Yes
				Explanation: - Performing 324 applications above target. The reduction in the number of statutory homeless applications is due to the commitment and increase of homeless preventative work.							
		<input checked="" type="checkbox"/>	CPS14	Number of homeless applications from 16-17 year olds	No.	H	29	2	40	↑	Yes
				Explanation: - Performing 38 applications above target. Commitment to partnership working through the Countywide Joint Protocol system has enabled young people to secure alternative housing options.							
			CPS21	Average weekly cost per dwelling – Management	£	H	£19.15	£21.38	£18.63	↓	No
			LPI15	Average weekly cost per dwelling – Repair	£	H	£11.93	£15.18	£14.29	↓	No
			LPI16	Percentage of rent lost through dwellings becoming vacant	%	H	0.91%	1.00%	1.00%	↓	Yes
			LPI17	Rent arrears of current tenants as a proportion of the authority's rent roll	%	H	1.66%	1.56%	2.00%	↑	Yes
			LPI18	Rent written off as not collectable as a proportion of the authority's rent roll	%	H	0.37%	0.52%	0.5%	↓	No
			LPI36	Percentage of homelessness applications decided and notified within 33 working days	%	H	89%	90%	92%	↑	No
				Explanation: - Performing 2% under target. Prevention agenda has resulted in reduction; therefore only complex cases are measured by this performance indicator.							
				N/A Not applicable or not available							

Key	CPA	LAA	Ref	Description	Value	DQ	Performance		Target 2007/2008	Trend	On target?
							2006/2007	2007/2008			
	<input checked="" type="checkbox"/>		LP144	% homelessness applications that are repeat applications	%	H	4%	0%	10%	↑	Yes
Objective: Safer neighbourhoods											
			BV126	Number of domestic burglaries per 1,000 households	Per 1,000	M	8.31	7.97	8.8	↑	Yes
			BV127 (a)	Violent crime per year, 1,000 population in the Local Authority area	Per 1,000	M	18.97	16.76	19.99	↑	Yes
			BV127 (b)	Robberies per year, per 1,000 population in the Local Authority area	Per 1,000	M	0.05	0.19	1	↓	Yes
			BV128	Number of vehicle crimes per 1,000 population	Per 1,000	M	7.76	6.18	7.79	↑	Yes
			BV174	Number of racial incidents per 100,000 population	Per 1,000	M	3.43	3.43	5	↔	Yes
	<input checked="" type="checkbox"/>		BV175	Percentage of racial incidents recorded by the Council subject to subsequent action	%	H	100%	100%	100%	↑	Yes
			CPS02	Percentage of incidents of racial harassment responded to on the same day	%	M	100%	100%	100%	↑	Yes
			CPS03	Percentage of incidents of extreme anti-social behaviour responded to within 1 working day	%	H	100%	100%	100%	↑	Yes
<input checked="" type="checkbox"/>		<input checked="" type="checkbox"/>	CPS15	Total BCS crime within the Borough	No.	M	4,651	4,182	4,098	↑	No
			CPS16	Fear of crime – percentage of residents surveyed who feel 'fairly safe' or 'very safe' after dark whilst outside	%	L	New PI for 2007/08	57.2%	N/A	N/A	N/A
CPS 16, 17 and 18: - Performance suggests improvement against previous surveys (which are not strictly statistically comparable and so not referenced). No improvement targets have been set as Local Government Reorganisation is likely to mean that no survey will be undertaken for the same geographical area again.											
			CPS17	Fear of crime – percentage of residents surveyed who feel 'fairly safe' or 'very safe' during the day whilst outside	%	L	New PI for 2007/08	94.5%	N/A	N/A	N/A
		<input checked="" type="checkbox"/>	CPS18	Anti-social behaviour – percentage of residents considering themselves affected (a little, a lot, completely) by anti-social behaviour	%	L	New PI for 2007/08	68.7%	N/A	N/A	N/A

N/A Not applicable or not available

Key	CPA	LAA	Ref	Description	Value	DQ	Performance		Target 2007/2008	Trend	On target?
							2006/2007	2007/2008			
			CPS19	Number of reported Domestic Abuse repeat victimisations	No.	M	665	563	375	↑	No
			LPI03	Number of recorded anti-social behaviour incidents	No.	M	14,905	*	20,000	N/A	N/A

N/A Not applicable or not available

* Figure was not available at the time this report was produced, awaiting figure to be confirmed by Police.

Item 6

HEALTHY BOROUGH WITH STRONG COMMUNITITES OVERVIEW & SCRUTINY COMMITTEE

24 JUNE 2008

REPORT OF CHAIRMAN OF THE COMMITTEE

WORK PROGRAMME

SUMMARY

This report sets out the Committee's current Work Programme for consideration and review.

RECOMMENDATIONS

1. That the Committee's Work Programme be reviewed.

DETAIL

1. In accordance with Overview & Scrutiny Procedure Rule 8 of the Council's Constitution, Overview & Scrutiny Committees are responsible for setting their own work programme.
2. Each Overview & Scrutiny Committee should agree a realistic, achievable and considered work programme on the understanding that, from time to time, more urgent or immediate issues may require scrutiny. Issues may, for example, be raised by Cabinet reports, Members' constituency business or be referred to Scrutiny by Cabinet in advance of a Cabinet decision.
3. The current Work Programme for this Committee is appended to the report which details:-
 - Scrutiny Reviews currently being undertaken.
 - Scrutiny review topics held in reserve for future investigation.
 - A schedule of items to be considered by the Committee for the period to 31st March 2009.
4. **Scrutiny Review**
The Committee should aim to undertake a small number of high quality reviews that will make a real difference to the work of the Authority, rather than high numbers of reviews on more minor issues. Overview & Scrutiny Committees should normally aim to undertake two reviews concurrently. Any additional review topics that have been agreed by Members will be placed on a reserve list and as one review is completed the Committee will decide on which review should be undertaken next.

A workshop was held for Overview and Scrutiny Members on 20th February 2008 to discuss the role of the Committees within the period leading to the

establishment of a new Unitary Council in April 2009. An outcome from the workshop was that the Council's Overview and Scrutiny Committees consider undertaking a State of the Borough Review that would look at achievements within each of the Council's Ambitions. This Review would provide a benchmark for future assessment, highlight areas for improvement and, where relevant, could make appropriate recommendations to the new council.

The Council's three Overview and Scrutiny Committees have agreed to undertake a State of the Borough Review and that the following Review Groups be established to examine each of the Council's ambitions:

Committee	Review Groups
Healthy Borough with Strong Communities O&S Cttee	<ul style="list-style-type: none">• Healthy Borough Review Group• Strong Communities Review Group
Prosperous and Attractive Borough O&S Cttee	<ul style="list-style-type: none">• Prosperous Borough Review Group• Attractive Borough Review Group

The final reports from each of these reviews would be combined to form a single State of the Borough report.

5. Business for Future Meetings

The Committees Work Programme for the period leading to the establishment of a new Unitary Council in April 2009 is attached for consideration.

Members are requested to review the Committee's Work Programme and identify, where necessary, issues that they feel should be investigated by the Committee. The Work Programme will need to be carefully managed to ensure that the most important issues are considered in the limited time available.

It will not always be possible to anticipate all reports which will need to be considered by an Overview & Scrutiny Committee and therefore a flexible approach will need to be taken to work programming.

4. FINANCIAL IMPLICATIONS

None associated with this report.

5. CONSULTATION

Contact Officers: Jonathan Slee
Telephone No: (01388) 816166 ext 4362
Email Address: jslee@sedgefield.gov.uk
Ward(s): Not ward specific
Background Papers None

**HEALTHY BOROUGH WITH STRONG COMMUNITIES
OVERVIEW AND SCRUTINY COMMITTEE**

WORK PROGRAMME

Ongoing Reviews

State of the Borough Review

Future Reviews

The following review topics have been identified by the Committee for future review. As one review is completed Members will decide which review should be undertaken next.

ANTICIPATED ITEMS

2008/09 Municipal Year

9 September 2008

- **Overview and Scrutiny Review Group – Report- Review of Regeneration of Older Private Sector Housing – Progress on Action Plan**
- **Overview and Scrutiny Review Group Report: Leisure Centre Concessionary Pricing Scheme – Progress on Action Plan**

21 October 2008

- **Overview and Scrutiny Review Group Report Tourism within the Borough – Progress Update**

25 November 2008

- **Healthy Borough Overview & Scrutiny Review Group Report**
- **Strong Communities Overview & Scrutiny Review Group Report**
- **Half Yearly Performance Report**

13 January 2009

- **Overview and Scrutiny Review Group Report – The Provision of Affordable Housing – Progress on Action Plan**

24 February 2009

- **No items identified**

This page is intentionally left blank